

*H*ow to get  
the  
*B*est results



*Y*our open fire  
from

# Lighting up

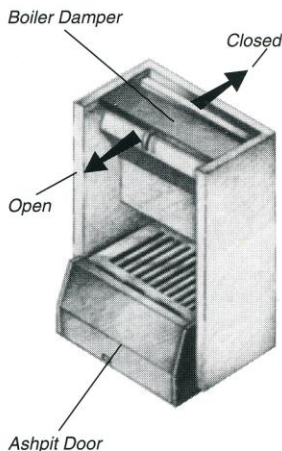


Lighting your real coal fire has never been easier or quicker. Just follow these four simple steps.

1. Open the ashpit cover fully and close the boiler damper.
2. Lay a thin layer of fuel in the grate. If the fire has already been used leave a thin layer of fuel cinders in the grate and place 2 firelighters on top.
3. Carefully cover the firelighters with small pieces of fuel and light the firelighters.
4. Keep the ashpit cover half closed until the fuel is lit. Add more fuel as soon as the fire is fully alight. Adjust the air control as required.

# Using the boiler damper

## High output back boiler



The boiler damper is a sliding plate over the top of the boiler with a slot or lever on the front which fits the operating tool supplied.

When the boiler damper is **OPEN** more heat is provided for hot water and central heating.

When the damper is **CLOSED** more heat is allowed to radiate into the room.

- ★ To **CLOSE** the damper **PUSH** the damper plate inwards using the tool provided.
- ★ To **OPEN** the damper **PULL** the damper plate towards you.

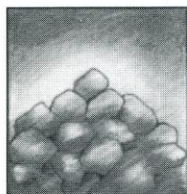
(There are exceptions for opening and closing the damper. Please refer to the manufacturer's operating instructions).

The boiler damper should only be opened fully when hot water is needed quickly. It should never be open if the ashpit door is closed.

For summer use the boiler damper can be left in the closed position to provide hot water only.



## O vernight burning

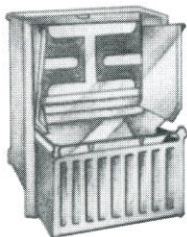


All approved open fires are designed to give you real fire heating 24 hours a day.

For safe overnight burning clear the fuel bed of ash and empty the ashpan. Fill the grate with fresh fuel, level with the top edge of the deepening plate and sloping upwards towards the back. Replace the ashpan and front cover then set the air control to the closed position and close the boiler damper.

To revive the fire next morning open the air control. Wait for a few minutes then gently de-ash.

## C leaning your boiler



Easy Clean Boiler

It is important that ashes are removed regularly, usually once a day. A build-up of ashes in the ashpan will result in poor performance and may damage the bottom grate.

For efficient heating the mouth of the boiler flue should always be kept fully covered with burning fuel. Ashes should be cleared once a day.

Boiler flueways should be brushed clear of ashes and soot **at least** once a week. With most high output boilers, passing a wire flue brush or special tool through the flue way from either top or bottom will give the best results. Easyclean boilers can be cleaned by removing the front boiler plate(s) and scraping the flueways with the tool provided.

## O pen fire safety

For safety and efficiency all chimneys should be swept **at least** twice a year.

**IMPORTANT:** The only recommended method of sweeping a chimney is with a brush. Sweeping with a vacuum cleaner alone is **NOT** sufficient.

**NOTE:** Always use a firescreen when out of the room or a hearth guard if young children are present.

*For further  
advice on any  
aspect of  
**Solid  
Fuel  
Heating**  
contact the . . .*

---

**COAL**  **HOTLINE**

---

**0845 712 5300**

Calls charged at the local call rate.

NORTHERN IRELAND



Caroline House, Dufferin Road, Belfast Co. Antrim BT3 9AA  
Telephone 028 9075 1002 Fax 028 9075 7318