


Your Guide to using a Room Heater

COAL HOTLINE 0845 7125300

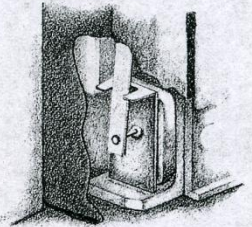
Lighting the heater

- 1 Cover the grate with a layer of fuel and put four fire lighters on top.
- 2 Add a little more fuel and light the fire lighters.
- 3 Open the air control plate completely, using the air control knob. Then close the door.
If your room heater has a boiler damper, make sure it is closed. (Please see the next page.)
- 4 After 10 to 15 minutes, add more fuel and adjust the air control plate and boiler damper to reach the temperature you want.



Refuelling the heater

- 1 Empty the ashpan and put it back into the heater.
- 2 Riddle the leftover fuel and ashes in the grate. Make sure that they do not block the air control plate so that you cannot close it.
- 3 Open the air control plate to allow the fire to brighten up.
- 4 Add fresh fuel to the grate and keep the air control plate open to allow the fuel to light up.
- 5 Don't cover the firebed completely. You should leave at least a two inch hole through the fresh fuel to the hot firebed below.
- 6 Adjust the air control plate to reach the temperature you want. It works out cheaper to keep the grate well filled and then control the burning rate using the air control.



Air control plate

Leaving the heater burning overnight

Your solid-fuel room heater is designed to give you heating and hot water 24 hours a day. If you want to leave the heater burning overnight:



Air control knob


- 1 Make sure the ashpan is not full.
- 2 Put as much fuel on the fire as you need and close the fire door.
- 3 Adjust the air control plate so that the fire burns at a low rate.

If you are not using your room heater

- 1 Empty the firebox and ashpan.
- 2 Open the air control plate completely.
- 3 Remove the throatplate and leave the fire door slightly open.
- 4 Turn on the circulating pump for five minutes each week.

If you have a boiler damper

The boiler damper is a sliding plate inside some room heaters at the top. It controls the amount of heat which the heater sends to the boiler.



Boiler damper

When the damper is open, more heat goes to the boiler for hot water and central heating.

If you do not need the central heating on, close the boiler damper.

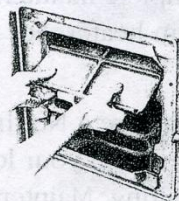
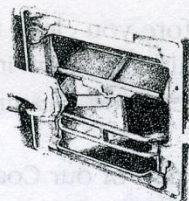
Cleaning the throatplate

The entry to the chimney from the top of your room heater must be kept clear.

Make sure you clean ash and other dirt off the room heater throatplate **at least** once a month.

If you have your chimney swept, wait 24 hours and then check that the throatplate is clean.

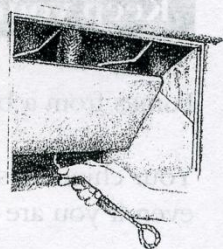
Check again after 7 days.



Room heater throatplate

Parkray room heaters- Models 77, 88, and 99

If you have a Parkray room heater model 77, 88 or 99, push a flue brush up and down the boiler flue. This makes sure the bottom of the flue does not block with ash.



Looking after your room heater

It makes sense to keep your room heater in good condition. If the door does not close properly, or the glass is broken, you could be wasting fuel and losing heat.

If you have side tiles fitted and they become cracked, they should be repaired and sealed with fireclay cement.

To clean the enamelled surface of your room heater, wipe it with a damp cloth and polish it with a soft, dry duster.

Before you clean the glass door, leave it open for a while and allow it to cool. A damp newspaper usually gives good cleaning results.

If you are a Northern Ireland Housing Executive (NIHE) tenant, tell your local NIHE office if your heater needs repairing. Maintenance engineers will only come out if the Housing Executive asks them to.

Keep your chimney clean

Fumes from a blocked chimney can kill.

Your chimney should be swept at least **twice** a year, even if you are burning smokeless fuel.

Always make sure air can travel easily into and out of your living room.

If you think your fire is giving off fumes:

- 1 Open the windows in the room.
- 2 Leave the room and close the door.
- 3 Let the fire go out (do not try to put it out).
- 4 Phone our Coal Hotline on 0845 7125300.
If you are a NIHE tenant, contact your district office.

Having your chimney swept from the top of the chimney

Instead of having your chimney swept twice a year from the bottom, you could have it swept once a year from the top.

Contact the Coal Hotline on 0845 7125300 for more information.

Use the right fuel

The following fuels are **not** recommended for smokeless fuel room heaters:

- **bituminous (smokey coal.)**
- **woodblocks**
- **small anthracite (beans and grains.)**

Only use anthracite beans or grains on gravity-feed boilers.
Only use anthracite beans on gravity-feed hearth boilers
(for example, Parkray Everglow, Trianco Housemaster).

Warning: Never use petroleum coke (for example Wonderco, Calco, or blends) in a solid-fuel room heater.



COAL HOTLINE
0845 7125300

